



**Results Overview**

[EXPORT DATA](#) | [INDIVIDUAL RESPONSES](#) | [PRINT OVERVIEW](#)

**Results Overview**

This page shows the results overview, or the summary of all responses to this survey (filtered by any active report filters or page selections).

[Page Help](#)

[Go to Survey List](#)

[Go to Report Menu](#)

**2008-09 Initial Educ Survey: Year 1 Pupil Services**

**Respondents:** 27 displayed, 27 total      **Status:** Closed  
**Launched Date:** N/A      **Closed Date:** 05/22/2009  
**Display:**  **Manage Filters** 0 filters  
 Active Report Filters: None Active. **Share Results** Enabled

1. Did you have an assigned mentor in this school year?

		Response Total	Response Percent
Yes		21	88%
No		3	12%
<b>Total Respondents</b>		<b>24</b>	
(skipped this question)		3	

2. How often did you meet FORMALLY (specific appointment, observation, to work on activities, or to discuss your work) with your mentor?

		Response Total	Response Percent
Daily		0	0%
2-4 times per week		4	19%
Once a week		4	19%
2-3 times per month		6	29%
Once a month		2	10%
As needed		5	24%
<b>Total Respondents</b>		<b>21</b>	
(skipped this question)		6	

3. At your FORMAL meetings with your mentor, how much time did you typically spend together?

		Response Total	Response Percent
Less than 15 minutes		2	10%
15 to 30 minutes		9	43%
30 minutes to 1 hour		7	33%
1 to 2 hours		2	10%
More than 2 hours		1	5%
<b>Total Respondents</b>		<b>21</b>	
(skipped this question)		6	

4. How often did you speak INFORMALLY (talking in hallway, email, phone calls) with your mentor?

		Response Total	Response Percent
Daily		8	38%
2-4 times per week		1	5%
Once a week		2	10%
2-3 times per month		3	14%
Once a month		3	14%
As needed		4	19%
<b>Total Respondents</b>		<b>21</b>	
(skipped this question)		6	

5. Did you feel there was adequate time scheduled for you to meet with your mentor?

		Response Total	Response Percent
Yes		17	81%

No		4	19%
		<b>Total Respondents</b>	21
		(skipped this question)	6

6. Did you use any district or school provided release time or substitute support to work with your mentor?

		Response Total	Response Percent
Yes		7	33%
No		14	67%
		<b>Total Respondents</b>	21
		(skipped this question)	6

7. Was your mentor:

		Response Total	Response Percent
Located in the same school as you		9	43%
Located in the same district as you		9	43%
In another district		1	5%
Provided by an agency/organization outside my district		2	10%
		<b>Total Respondents</b>	21
		(skipped this question)	6






8. My mentor is in a similar position/assignment as I am.

		Response Total	Response Percent
Yes		17	85%
No		3	15%
		<b>Total Respondents</b>	20
		(skipped this question)	7

9. Did your mentor have current or recent experience in the same kind of pupil services position you are in?

		Response Total	Response Percent
Yes		19	90%
No		2	10%
		<b>Total Respondents</b>	21
		(skipped this question)	6

10. What was your mentor's primary job?

		Response Total	Response Percent
Full-time Pupil Services Professional		13	62%
Part-time Pupil Services Professional, part-time mentor		1	5%
Full-time Pupil Services mentor		1	5%
Retired Pupil Services professional		0	0%
Pupil Services professional in another district		1	5%
Other, please specify <input type="button" value="view"/>		5	24%
		<b>Total Respondents</b>	21
		(skipped this question)	6

11. How often did your mentor observe you at your work as a Pupil Services Professional?

		Response Total	Response Percent
1 time		4	19%
2 times		2	10%
3 or more times		10	48%
None		5	24%
		<b>Total Respondents</b>	21
		(skipped this question)	6

12. How important were these observations in helping you to improve your practice as a Pupil Services Professional?

		Response Total	Response Percent
Not important		3	15%
Moderately important		8	40%
Important		6	30%
Very important		3	15%
<b>Total Respondents</b>		<b>20</b>	
(skipped this question)			7

13. Did your mentor use a structured observation format, protocol or product to conduct observations of you as a Pupil Services Professional?

		Response Total	Response Percent
Yes		1	5%
No		19	95%
If yes, please describe briefly what format or protocol was used:		0	0%
<b>Total Respondents</b>		<b>20</b>	
(skipped this question)			7

14. How often did you observe your mentor at his/her work?

		Response Total	Response Percent
1 time		3	14%
2 times		2	10%
3 or more times		9	43%
None		7	33%
<b>Total Respondents</b>		<b>21</b>	
(skipped this question)			6

15. How often did you observe other Pupil Services professionals at their work?

		Response Total	Response Percent
1 time		1	5%
2 times		2	10%
3 or more times		8	38%
None		10	48%
<b>Total Respondents</b>		<b>21</b>	
(skipped this question)			6

16. During this year to what extent did your mentor help you?

		Response Total	Response Percent
Not at all		1	5%
To some extent		4	19%
To a moderate extent		6	29%
To a great extent		10	48%
<b>Total Respondents</b>		<b>21</b>	
(skipped this question)			6

17. What was most helpful to you in your work with your mentor this year?

View responses to this question [view](#)

<b>Total Respondents</b>	<b>17</b>
(skipped this question)	10

18. About how many hours of orientation sessions and support seminars focusing on initial educator topics did you participate in this year?

		Response Total	Response Percent
1-5 hours		5	22%
6-10 hours		4	17%
11-15 hours		4	17%
16 or more hours		8	35%
None			

If "None", please check and proceed to question #20.

	2	9%
<b>Total Respondents</b>	<b>23</b>	
(skipped this question)	4	

19. Who conducted/facilitated the support seminars that focus on initial educator topics? Check all that apply.

	Response Total	Response Percent
Employing district, agency or private school	18	90%
CESA	7	35%
Professional organization	3	15%
University/college	4	20%
On-line course	0	0%
License Renewal Support Center	0	0%
Private consultant	0	0%
Other, please specify <input type="button" value="view"/>	2	10%
<b>Total Respondents</b>	<b>20</b>	
(skipped this question)	7	

20. In my school district/agency attendance at support seminars is:

	Response Total	Response Percent
Required	15	65%
Voluntary	8	35%
<b>Total Respondents</b>	<b>23</b>	
(skipped this question)	4	

21. Did you have an opportunity to meet and network with other initial educators who were pupil services professionals?

	Response Total	Response Percent
Yes	17	74%
No	6	26%
<b>Total Respondents</b>	<b>23</b>	
(skipped this question)	4	












22. Indicate where you received support in each of the topics listed. Check as many columns in each area as needed.

**Topics**


	Mentor	District orientation or support seminars	Support seminar outside district	Educator Preparation Program	Did not receive support	Response Total
Providing a friendly ear, reassuring you, commiserating with you about problems	52.38% (22)	21.43% (9)	14.29% (6)	11.9% (5)	0% (0)	42
Navigating school policies and procedures	44.74% (17)	39.47% (15)	5.26% (2)	7.89% (3)	2.63% (1)	38
Handling district/school paperwork	43.24% (16)	37.84% (14)	8.11% (3)	5.41% (2)	5.41% (2)	37
Managing time and taking care of yourself	30.77% (12)	25.64% (10)	12.82% (5)	15.38% (6)	15.38% (6)	39
Prioritizing administrative tasks	33.33% (10)	23.33% (7)	6.67% (2)	3.33% (1)	33.33% (10)	30
Connecting you to district resources including curriculum, instruction, and assessment resources	35% (14)	42.5% (17)	7.5% (3)	10% (4)	5% (2)	40
<b>Total Respondents</b>						<b>23</b>
(skipped this question)						4

23. From the list, check which 3 topics were the **most challenging or you felt least prepared for** as an Initial Educator.

	Response Total	Response Percent
Understanding the Ten Teacher Standards (Standard 1)	6	26%
Understanding the complexities of learning and knowledge of comprehensive, coordinated practice strategies that support	5	22%

pupil learning, health, safety and development (Standard 2)			
Using research, research methods and knowledge about issues and trends to improve practice in schools and classrooms (Standard 3)		6	26%
Using student and program assessment, screening, and evaluation (Standard 3)		6	26%
Understanding and representing professional ethics and social behaviors appropriate for school and community (Standard 4)		0	0%
Understanding the organization, development, management and content of collaborative and mutually supportive pupil services programs within educational settings (Standard 5)		5	22%
Working with individual and small group student services (Standard 5)		1	4%
Understanding classroom instruction (Standard 5)		7	30%
Understanding conflict resolution strategies and their use (Standard 5)		1	4%
Addressing comprehensively the wide range of social, emotional, behavioral and physical issues and circumstances which may limit pupils' abilities to achieve positive learning outcomes through development, implementation and evaluation of system-wide inte		6	26%
Understanding cultural diversity (Standard 6)		2	9%
Interacting with pupils, parents, professional educators, and employers (Standard 7)		3	13%
Interacting with community support systems such as juvenile justice, public health, human services, and adult education (Standard 7)		9	39%
Using services for staff, home school communications, and collaboration with community-based systems (Standard 7)		6	26%
		<b>Total Respondents</b>	<b>23</b>
		(skipped this question)	4

24. Did you have a support seminar that addressed the development of the Professional Development Plan (PDP)?

		Response Total	Response Percent
Yes		16	70%
No		7	30%
		<b>Total Respondents</b>	<b>23</b>
		(skipped this question)	4

25. What is your current assignment? Check all that apply.

		Response Total	Response Percent
School Social Worker		2	9%
School Guidance Counselor		7	30%
School Psychologist		5	22%
School Nurse		0	0%
Other, please specify <input type="button" value="view"/>		9	39%
		<b>Total Respondents</b>	<b>23</b>
		(skipped this question)	4

26. Did you receive any of the following kinds of support during your first year of professional practice? (check all that apply)

		Response Total	Response Percent
Reduced caseloads/schedule		2	11%
Reduced number of assignments		4	22%

Common planning time with pupil services professionals		<b>10</b>	<b>56%</b>
Extra assistance completing your professional responsibilities		<b>6</b>	<b>33%</b>
Regular supportive communication with your principal, other administrators, or department chair		<b>14</b>	<b>78%</b>
<b>Total Respondents</b>		<b>18</b>	
(skipped this question)		9	

27. My school location is best described as:

		<b>Response Total</b>	<b>Response Percent</b>
Urban		<b>6</b>	<b>26%</b>
Suburban		<b>4</b>	<b>17%</b>
Rural		<b>13</b>	<b>57%</b>
<b>Total Respondents</b>		<b>23</b>	
(skipped this question)		4	

28. Please identify the public school district, agency, private school, other, in which you work

		<b>Response Total</b>	<b>Response Percent</b>
<input type="button" value="view"/> Workplace		<b>22</b>	<b>85%</b>
<b>Total Respondents</b>		<b>22</b>	
(skipped this question)		5	

29. How long do you plan to remain a pupil services professional?

		<b>Response Total</b>	<b>Response Percent</b>
As long as I am able		<b>19</b>	<b>86%</b>
Until I am eligible for retirement		<b>1</b>	<b>5%</b>
Will probably continue unless something better comes along		<b>2</b>	<b>9%</b>
Definitely plan to leave as soon as I can		<b>0</b>	<b>0%</b>
Undecided at this time		<b>0</b>	<b>0%</b>
<b>Total Respondents</b>		<b>22</b>	
(skipped this question)		5	

30. If you answered "definitely plan to leave as soon as I can" to question 29, please explain your reason(s) for leaving teaching:

No responses were entered for this question.

<b>Total Respondents</b>	<b>0</b>
(skipped this question)	27

