



## Survey Results -- Overview

[Individual Responses](#)

### Mentor Survey 2007-2008-Pupil Services Catego

**Respondents:** 63 displayed, 63 total      **Status:** Open  
**Launched Date:** 04/01/2008      **Closed Date:** N/A  
**Display:**

**1.** Did you participate in mentor training?

		Response Total	Response Percent
Yes		48	81%
No		11	19%
<b>If "No", please check and proceed to question #__.</b>			
		<b>Total Respondents</b>	<b>59</b>
		(skipped this question)	4

**2.** Who conducted the mentor training? Check all that apply.

		Response Total	Response Percent
Employing district, agency or private school		31	66%
CESA		17	36%
University/college		8	17%
On-line course		0	0%
License Renewal Support Center		0	0%
Professional organization		0	0%
Private consultant		0	0%
Other, please specify <a href="#">view</a>		3	6%
		<b>Total Respondents</b>	<b>47</b>
		(skipped this question)	16

**3.** Identify the format for the mentor training. (Check all that apply)

		Response Total	Response Percent
One time workshop/seminar/class		24	50%
Series of workshops/seminars/classes		25	52%
Other, please specify		0	0%
		<b>Total Respondents</b>	<b>48</b>
		(skipped this question)	15

**4.** How helpful was the training according to how it increased your knowledge and skills as a mentor?

	Very helpful	Somewhat helpful	Not helpful	Not addressed	Response Total
Fundamentals of mentoring and coaching	52% (25)	48% (23)	0% (0)	0% (0)	48
Responsibilities of mentors in my district	48% (23)	50% (24)	0% (0)	2% (1)	48

Use of resources available to support mentors and initial educators in my district	35% (17)	58% (28)	4% (2)	2% (1)	<b>48</b>
The needs of beginning educators and experienced educators new to the district	50% (24)	48% (23)	0% (0)	2% (1)	<b>48</b>
Adult learning – translating knowledge to adults vs. translating knowledge to students	27% (13)	44% (21)	6% (3)	23% (11)	<b>48</b>
Wisconsin Educator Standards	31% (15)	62% (30)	4% (2)	2% (1)	<b>48</b>
Observation of classroom practice - collecting observation data, using observation tools	30% (14)	47% (22)	13% (6)	11% (5)	<b>47</b>
Analysis of the classroom teaching and learning observed	33% (15)	48% (22)	4% (2)	15% (7)	<b>46</b>
Providing constructive feedback to peers – confidential formative assessment	57% (27)	36% (17)	2% (1)	4% (2)	<b>47</b>
Standards-based instructional decision making	28% (13)	53% (25)	9% (4)	11% (5)	<b>47</b>
Knowledge and use of school/district policies and procedures including policies and procedures for student assessment, curriculum guides and instructional goals	40% (19)	53% (25)	2% (1)	4% (2)	<b>47</b>
Communication skills for coaching, collaborating, and consulting- reflective listening, reflective conferencing	55% (26)	32% (15)	6% (3)	6% (3)	<b>47</b>
Analyzing student work and assessments and using assessment data to inform instructional planning	15% (7)	50% (23)	13% (6)	22% (10)	<b>46</b>
Differentiation of instruction for diverse learners	18% (8)	52% (23)	16% (7)	14% (6)	<b>44</b>
Conflict resolution	37% (17)	37% (17)	11% (5)	15% (7)	<b>46</b>
Analysis and reflection of my own practice	48% (23)	44% (21)	2% (1)	6% (3)	<b>48</b>
Developing the DPI Professional Development Plan	27% (13)	54% (26)	8% (4)	10% (5)	<b>48</b>
Resources available to support initial educators in developing the DPI Professional Development Plan	33% (16)	48% (23)	15% (7)	4% (2)	<b>48</b>
					<b>Total Respondents 849</b>

**5.** What would you like to see more emphasis on for mentor training?

View responses to this question [view](#)

**Total Respondents 30**

(skipped this question) 33

**6.** Were you give an opportunity to meet with or network with other mentors?

		Response Total	Response Percent
Yes		49	88%
No		7	12%
		<b>Total Respondents</b>	<b>56</b>
		(skipped this question)	7





**7.** How many initial educators did you mentor during the school year?

		Response Total	Response Percent
1		43	81%
2		4	8%
3		1	2%
4 or more		6	11%
		<b>Total Respondents</b>	<b>53</b>
		(skipped this question)	10





**8.** How often did you meet FORMALLY (specific appointment, observation, to work on activities, or to discuss your work) with your initial educator(s)?

		Response Total	Response Percent
Weekly		11	21%
Biweekly		9	17%
Monthly		17	32%
As needed		17	32%
		<b>Total Respondents</b>	<b>53</b>
		(skipped this question)	10

**9.** At your FORMAL meetings with your initial educator(s), how much time did you typically spend together?

		Response Total	Response Percent
Less than .5 hour per week		10	19%
.5 hour to 1.0 hour per week		31	58%
1.25 hours to 2.5 hours per week		11	21%
2.75 hours or more per week		0	0%
1.25 hours to 2.5 hours biweekly		2	4%
		<b>Total Respondents</b>	<b>53</b>
		(skipped this question)	10

**10.** How often did you speak INFORMALLY (talking in hallway, email, phone calls) with your initial educator(s)?

		Response Total	Response Percent
Daily		27	51%
Weekly		16	30%
Biweekly		4	8%
Monthly		0	0%
As needed		7	13%
		<b>Total Respondents</b>	<b>53</b>
		(skipped this question)	10

**11.** Were you offered any release time or substitute support to work with your initial educator?

		Response Total	Response Percent
Yes		26	50%
No		27	52%
		<b>Total Respondents</b>	<b>52</b>
		(skipped this question)	11

**12.** If you answered yes to question 11, did you use the release time/substitute support?

		Response Total	Response Percent
Yes		16	59%
No		12	44%
		<b>Total Respondents</b>	<b>27</b>
		(skipped this question)	36

**13.** Was your initial educator:

		Response Total	Response Percent
Located in the same school as you		32	62%
Located in the same district as you		21	40%
In another district		0	0%
		<b>Total Respondents</b>	<b>52</b>
		(skipped this question)	11

**14.** How many times did you observe the initial educator?

		Response Total	Response Percent
1 time		6	11%
2 times		4	8%
3 or more times		23	43%
None		21	40%
<b>If "None", please check and proceed to question #16.</b>			
		<b>Total Respondents</b>	<b>53</b>
		(skipped this question)	10

**15.** Did you meet with your initial educator to discuss the observation?

		Response Total	Response Percent
Yes		31	86%
No		6	17%
		<b>Total Respondents</b>	<b>36</b>
		(skipped this question)	27

**16.** Did you use an observation tool to collect observation findings?

		Response Total	Response Percent
An observation tool developed by the district for the initial educator/mentor program was used		7	15%

The district supervision/evaluation form was used		<b>3</b>	<b>7%</b>
An observation tool developed by someone outside the district was used		<b>1</b>	<b>2%</b>
No observation tool was used		<b>31</b>	<b>67%</b>
Other, please specify <a href="#">view</a>		<b>5</b>	<b>11%</b>
		<b>Total Respondents</b>	<b>46</b>
		(skipped this question)	17

**17.** How often did your initial educator observe you at your work?

		<b>Response Total</b>	<b>Response Percent</b>
1 time		<b>8</b>	<b>15%</b>
2 times		<b>8</b>	<b>15%</b>
3 or more times		<b>15</b>	<b>28%</b>
None		<b>23</b>	<b>43%</b>
		<b>Total Respondents</b>	<b>53</b>
		(skipped this question)	10






**18.** How often did your initial educator observe other pupil service professionals at your work?

		<b>Response Total</b>	<b>Response Percent</b>
1 time		<b>4</b>	<b>8%</b>
2 times		<b>6</b>	<b>12%</b>
3 or more times		<b>19</b>	<b>37%</b>
None		<b>24</b>	<b>46%</b>
		<b>Total Respondents</b>	<b>52</b>
		(skipped this question)	11

**19.** Did you meet with your initial educator to discuss their observation of your work or other pupil service professionals work?

		<b>Response Total</b>	<b>Response Percent</b>
Yes		<b>28</b>	<b>56%</b>
No		<b>23</b>	<b>46%</b>
		<b>Total Respondents</b>	<b>50</b>
		(skipped this question)	13

**20.** Did the initial educator use an observation tool to collect observation findings?

		<b>Response Total</b>	<b>Response Percent</b>
No observations were done		<b>10</b>	<b>21%</b>
An observation tool developed by the district for the initial educator/mentor program was used		<b>4</b>	<b>8%</b>
The district supervision/evaluation form was used		<b>3</b>	<b>6%</b>
An observation tool developed by someone outside the district was used		<b>0</b>	<b>0%</b>
No observation tool was used		<b>30</b>	<b>62%</b>
Other, please specify <a href="#">view</a>		<b>2</b>	<b>4%</b>
		<b>Total Respondents</b>	<b>48</b>
		(skipped this question)	15

21. Indicate how support was provided to initial educators in each of the topics listed. Check as many columns in each area as needed.

Topics	Mentor Addressed	Someone Else Addressed	Not Addressed	Response Total
Providing a friendly ear, reassuring you, commiserating with you about problems	85% (52)	33% (20)	2% (1)	61
Navigating school policies and procedures, handling district/school paperwork	80% (53)	33% (22)	0% (0)	66
Reporting grades/caseloads/assignments	67% (39)	38% (22)	9% (5)	58
Understanding school culture/climate	79% (50)	38% (24)	2% (1)	63
Connecting you to district resources	74% (48)	42% (27)	2% (1)	65
			<b>Total Respondents</b>	<b>53</b>
			(skipped this question)	10

**ClassApps.com** ©2004  
SelectSurveyASP Advanced 8.1.1