

Youth Suicide Prevention in Wisconsin Schools



A Comprehensive Approach to
Incidence, Risk Factors, Prevention

John Humphries, School Psychologist

Nic Dibble, School Social Worker

Jon Hisgen, Health Education/Physical Act.

WI DPI

Is suicide very common?

From 1999-2007 (9 yrs.)	Deaths Age 10-19
Motor Vehicle Accidents	1055
Homicide	301
All Cancers	201
Accidental Drowning	78
Accident/Undet. Firearm	35
Fire/Smoke Inhalation	19

Suicide: 434! That's 48 per year

How many kids die by suicide in WI?

	'99	'00	'01	'02	'03	'04	'05	'06	'07
5-9				1					
10-14	8	10	9	5	7	8	9	6	4
15-17	14	23	23	21	22	19	24	10	14
18-19	22	28	20	22	24	20	21	24	17
All	44	61	52	49	53	47	54	40	35

What is the most common method?

- Firearms: 215 deaths (>50% of total)
 - 191 males, 24 females (8:1)
- Hanging/Suffocation: 167 cases (40%)
 - 124 males, 43 females (<3:1)
- Poisoning: 22 cases (5%)
 - 13 males, 9 females
- Falls: 9 cases
 - 8 Males, 1 Female
- 21 Others: Transport, Cut, Drown, Burn

WI Race and Ethnicity Rates

- American Indian: 9.25 based on 8 deaths
- White: 6.33 based on 376 deaths
- Asian: 4.99 based on 10 deaths
- Black: 4.51 based on 27 deaths

- Hispanic: 3.50 based on 13 deaths
- Non-Hispanic: 6.17 based on 421 deaths

Of all deaths among youth...

In the U.S.

- ▣ Suicides are 12%
- ▣ Third leading cause of death

In Wisconsin

- ▣ Suicides >17%
- ▣ Second leading cause of death

WISQARS, Centers for Disease Control and Prevention, National Center for Health Statistics (NCHS), National Vital Statistics System, downloaded 3/19/08 for years 1999-2005, ages 10-19

How does WI compare with USA?

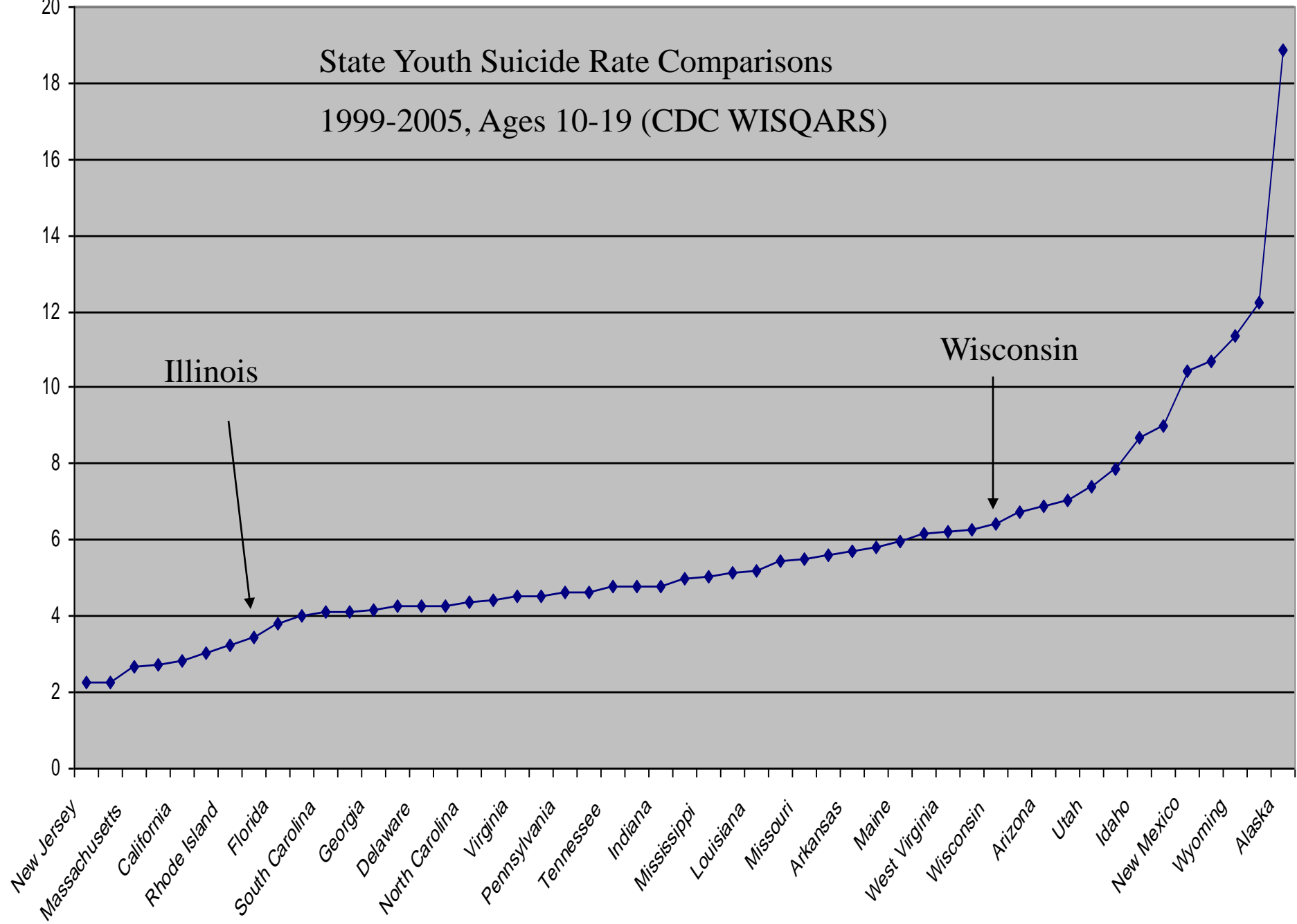
- ❑ 1999-2005
- ❑ Ages 10-19, Suicide Rate per 100,000
- ❑ Range 2.3 (NJ) to 18.9 (AK)
- ❑ US Rate 4.5/100,000
- ❑ WI 13th highest rate in nation: 6.41
- ❑ WI Rate 42% higher than the national rate
- ❑ MN: 18th, IL: 44th
- ❑ Others like WI include IA, WV, OK, AZ

www.cdc.gov/ncipc/wisqars

retrieved 03/19/08

State Youth Suicide Rate Comparisons

1999-2005, Ages 10-19 (CDC WISQARS)



CDC WISQARS Data, downloaded 3/20/08, Suicides Age 0-19.

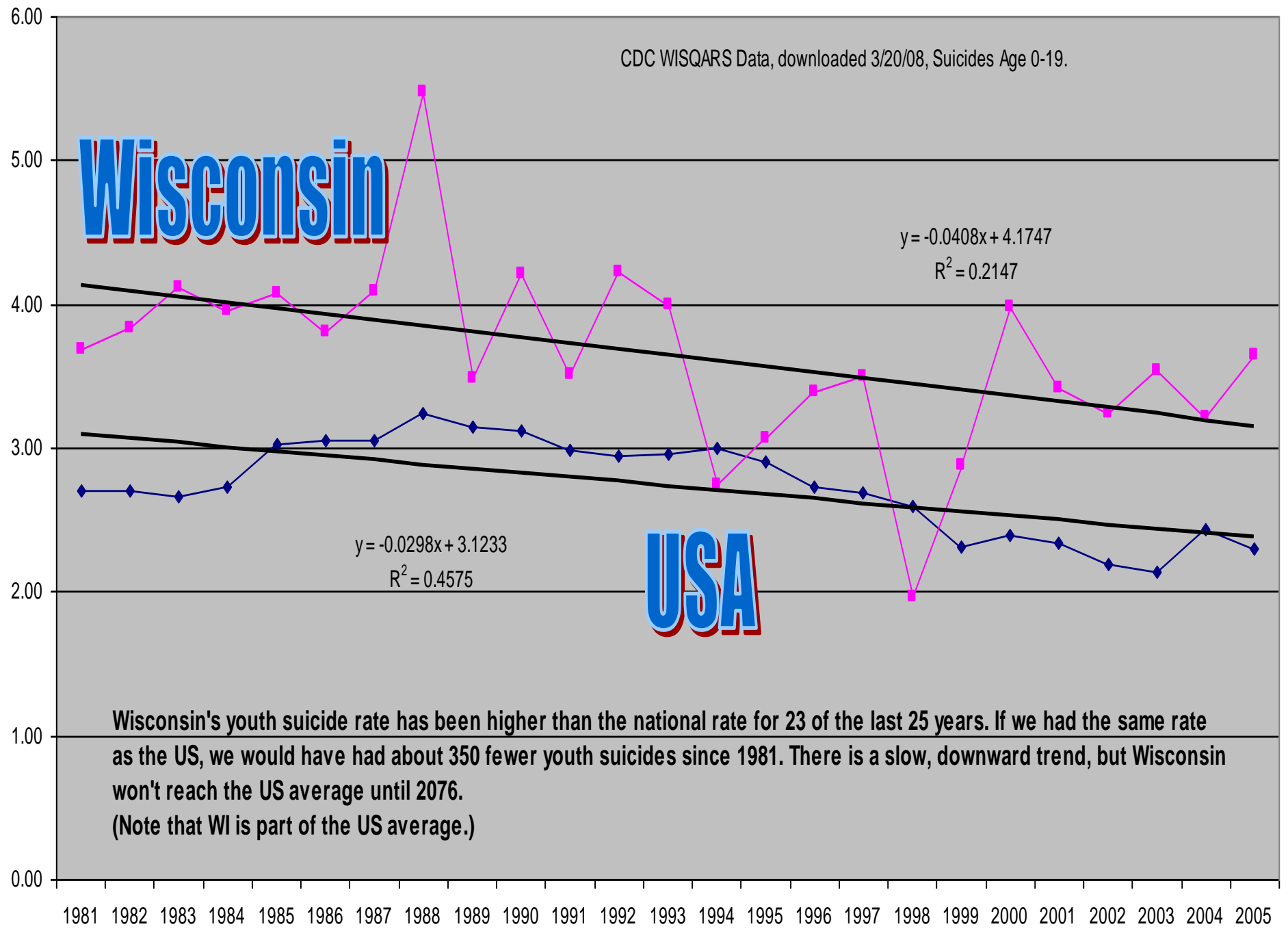
Wisconsin

$$y = -0.0408x + 4.1747$$
$$R^2 = 0.2147$$

$$y = -0.0298x + 3.1233$$
$$R^2 = 0.4575$$

USA

Wisconsin's youth suicide rate has been higher than the national rate for 23 of the last 25 years. If we had the same rate as the US, we would have had about 350 fewer youth suicides since 1981. There is a slow, downward trend, but Wisconsin won't reach the US average until 2076. (Note that WI is part of the US average.)

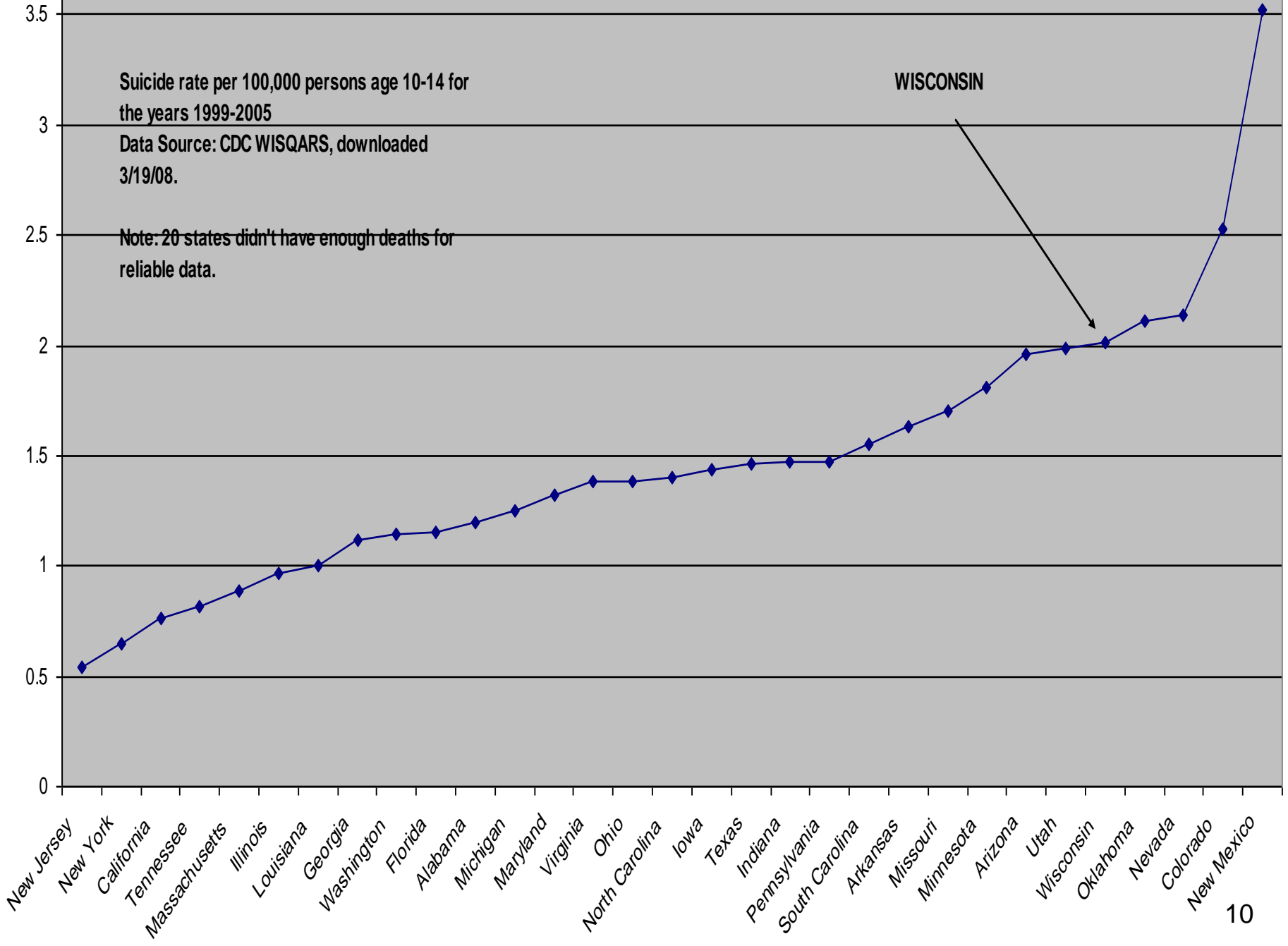


Suicide rate per 100,000 persons age 10-14 for the years 1999-2005

Data Source: CDC WISQARS, downloaded 3/19/08.

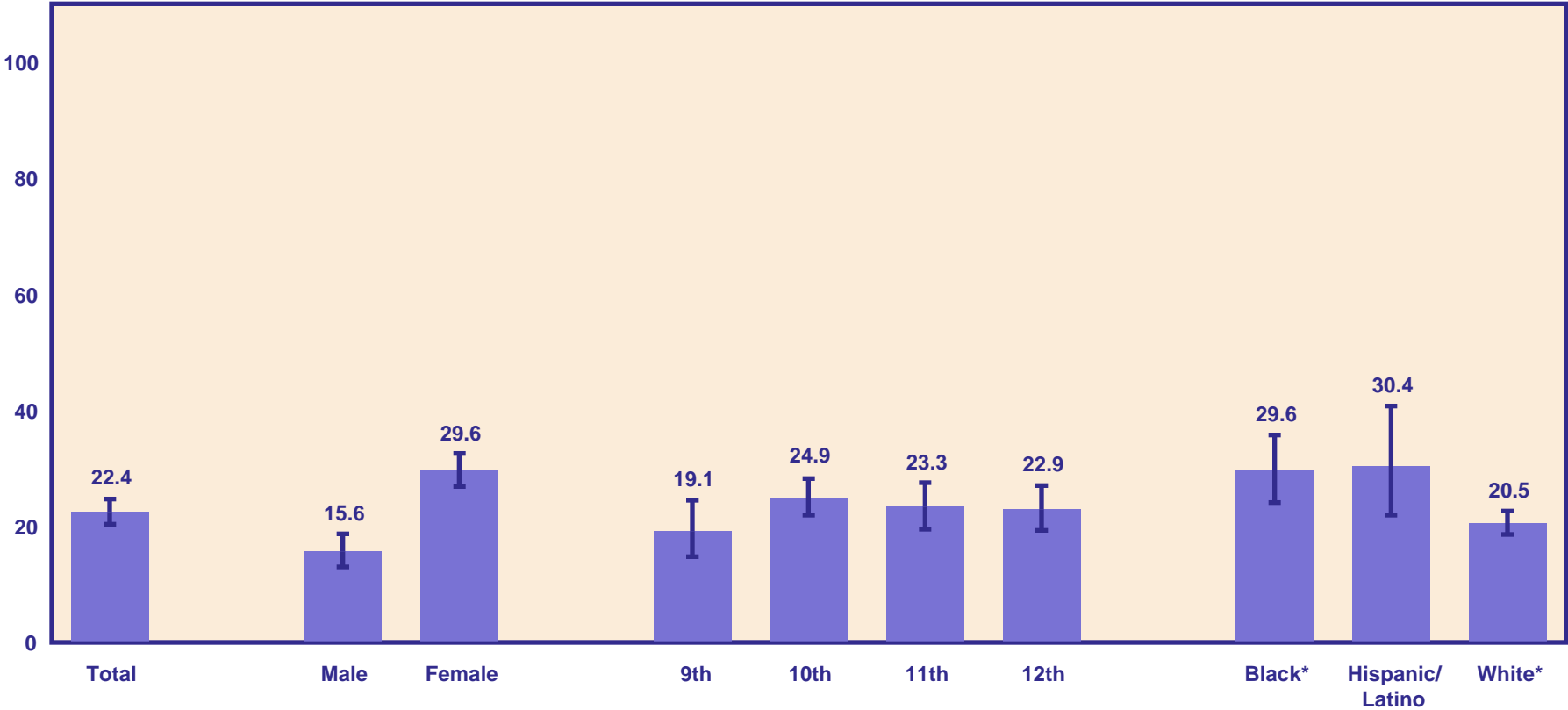
Note: 20 states didn't have enough deaths for reliable data.

WISCONSIN



Wisconsin High School Survey (2007)

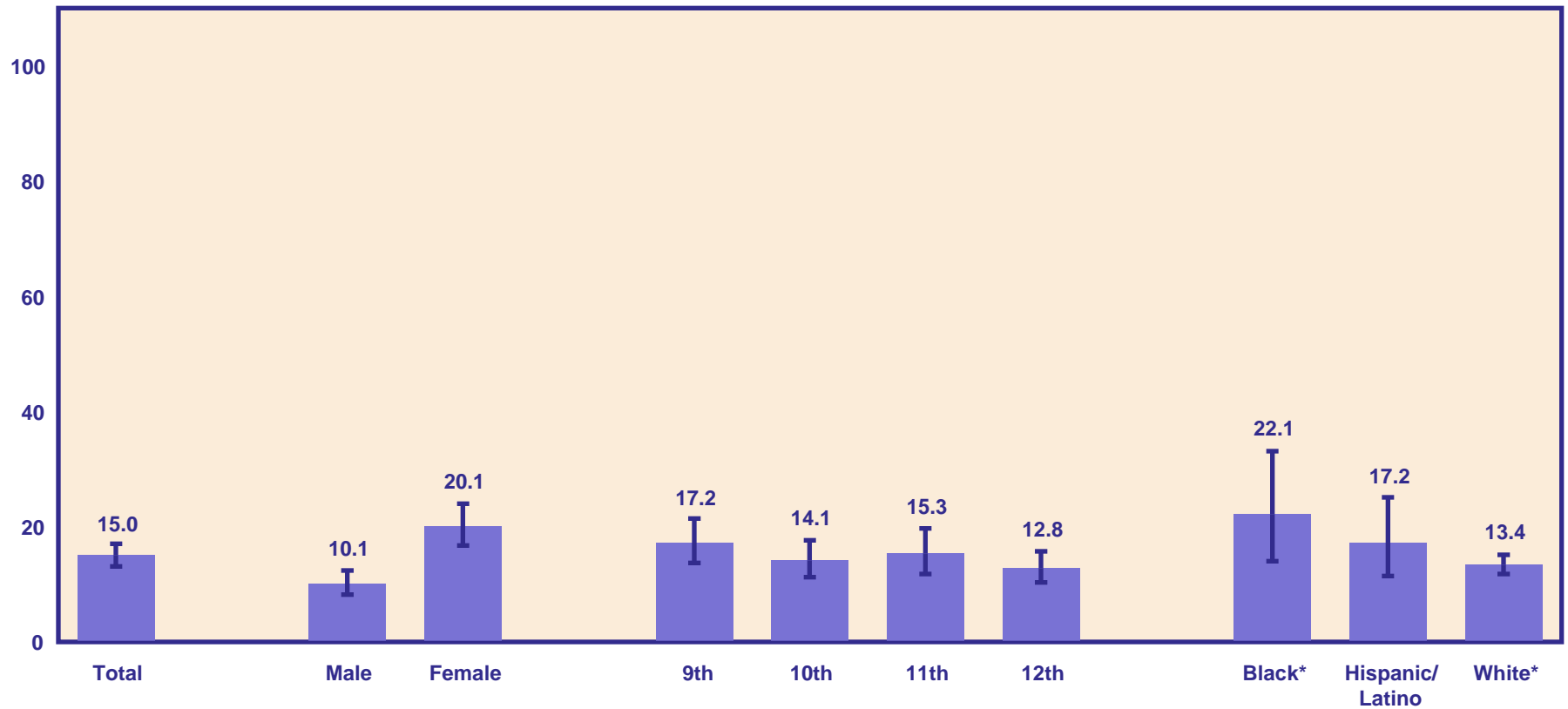
Percentage of students who felt so sad or hopeless almost every day for two weeks or more in a row that they stopped doing some usual activities during the past 12 months



QN23 - Weighted Data
*Non-Hispanic.

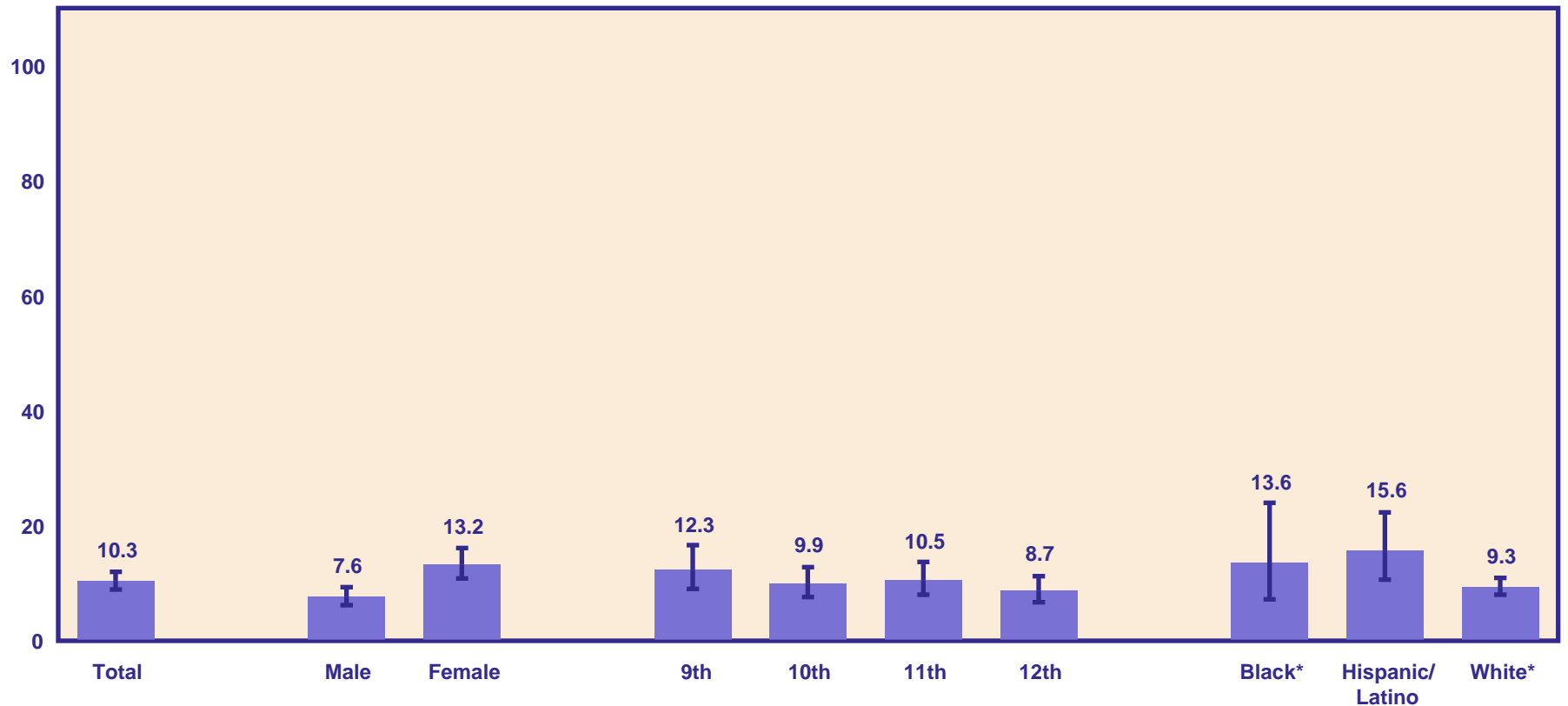
Wisconsin High School Survey (2007)

Percentage of students who seriously considered attempting suicide during the past 12 months



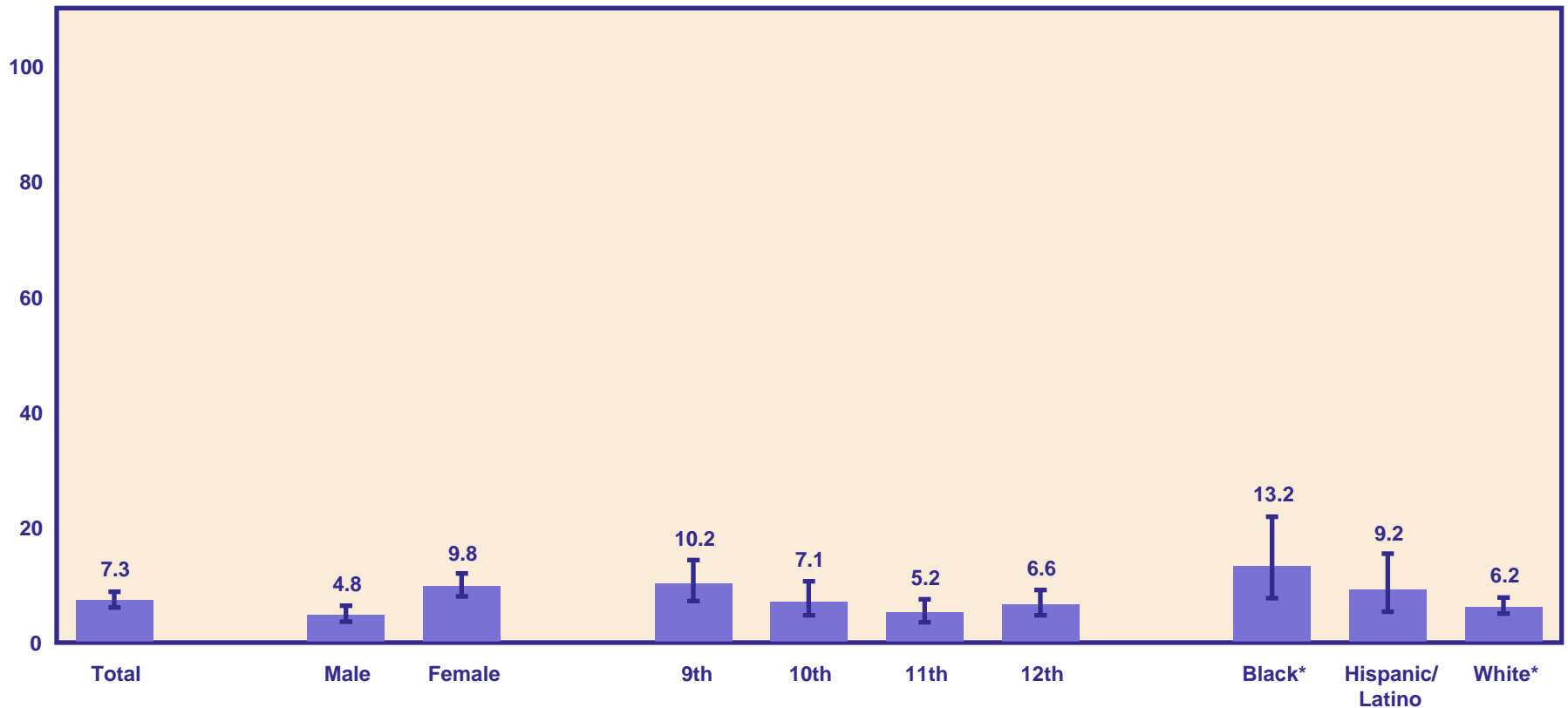
Wisconsin High School Survey

Percentage of students who made a plan about how they would attempt suicide during the past 12 months



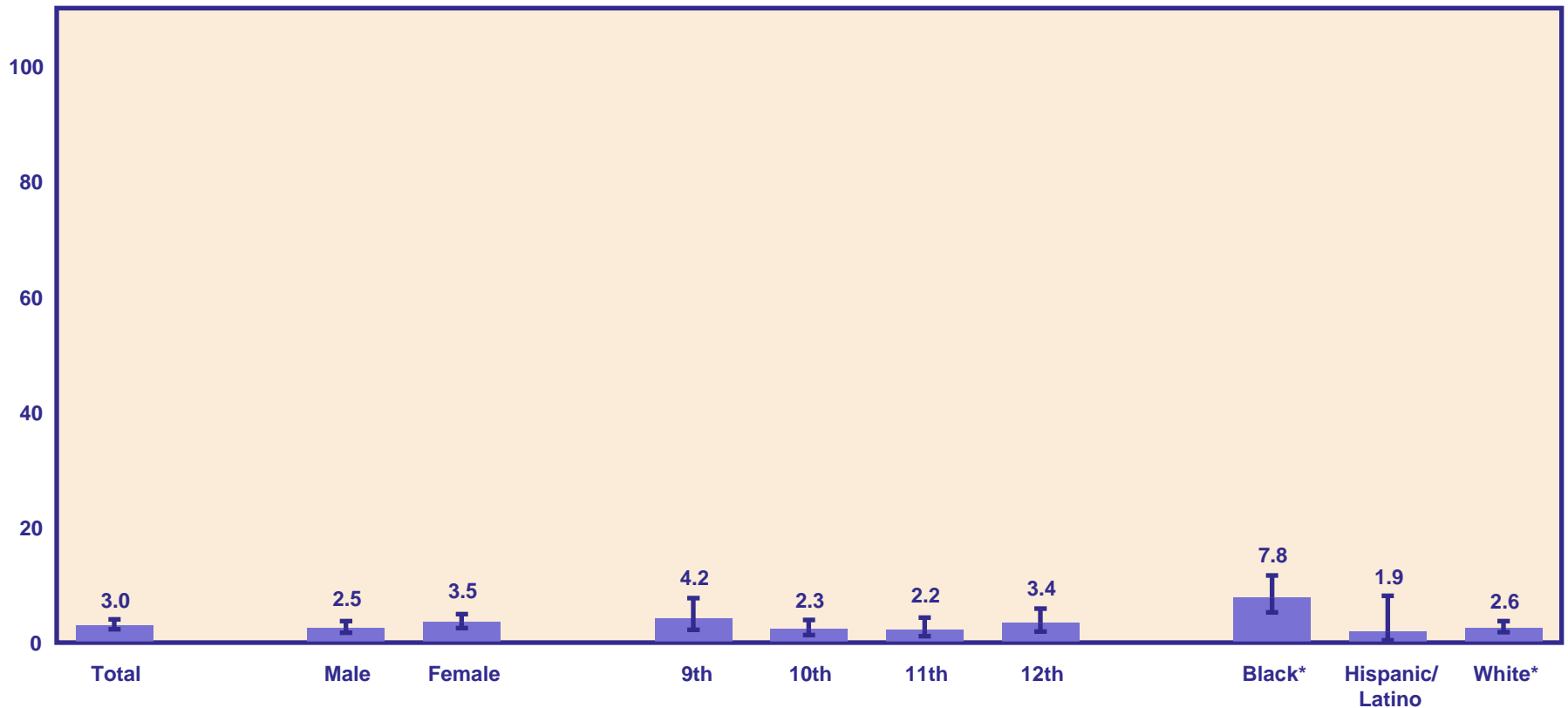
Wisconsin High School Survey

Percentage of students who actually attempted suicide one or more times during the past 12 months



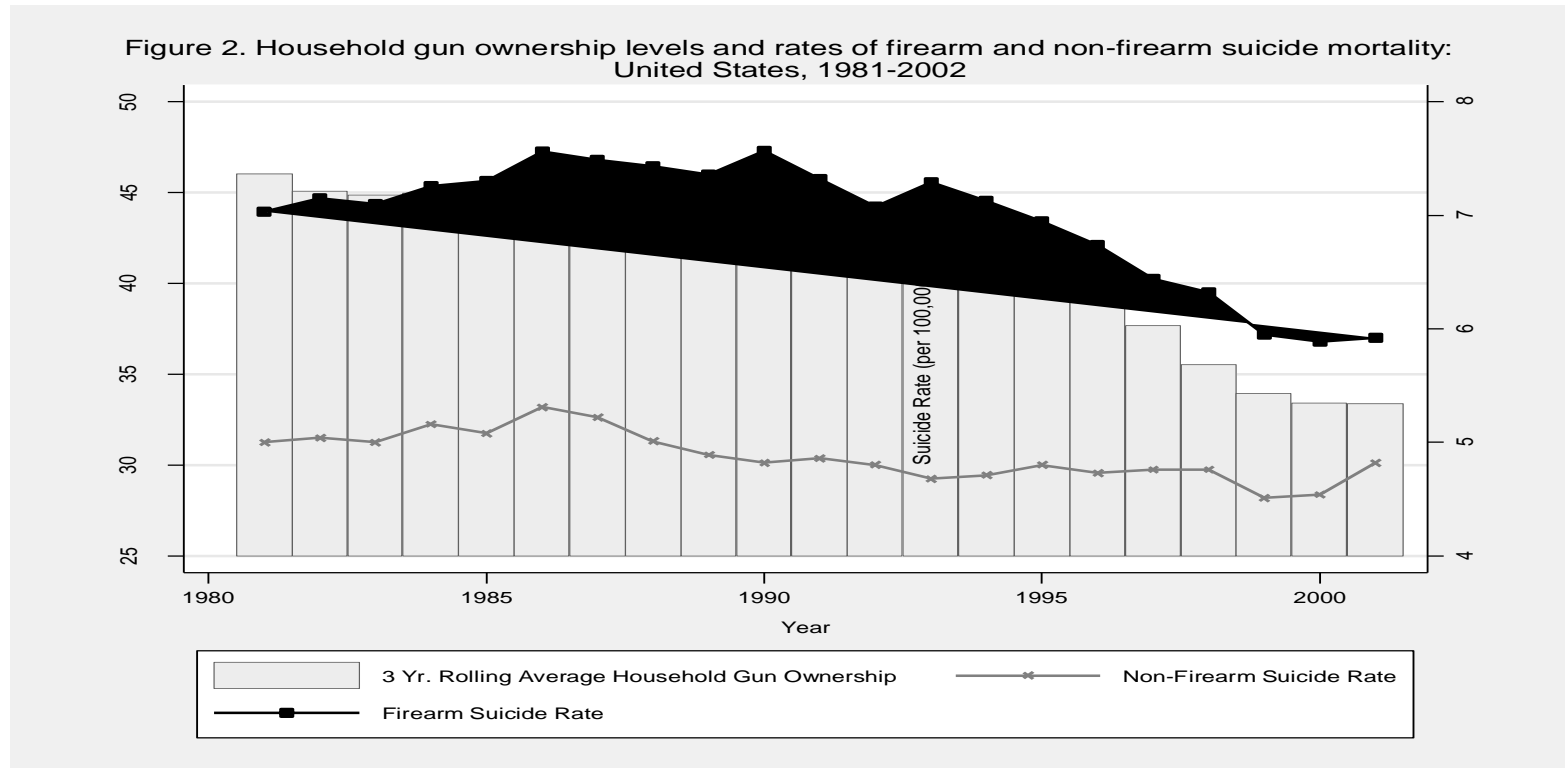
Wisconsin High School Survey

Percentage of students who made a suicide attempt during the past 12 months that resulted in an injury, poisoning, or overdose that had to be treated by a doctor or nurse



The association between changes in household firearm ownership and rates of suicide in the United States, 1981–2002

M Miller, D Azrael, L Hepburn, D Hemenway, S J Lippmann



Injury Prevention 2006;12:178–182

For every 10% decline in household gun ownership, there is an 8% decline in youth suicide