

Reference and Loan Library

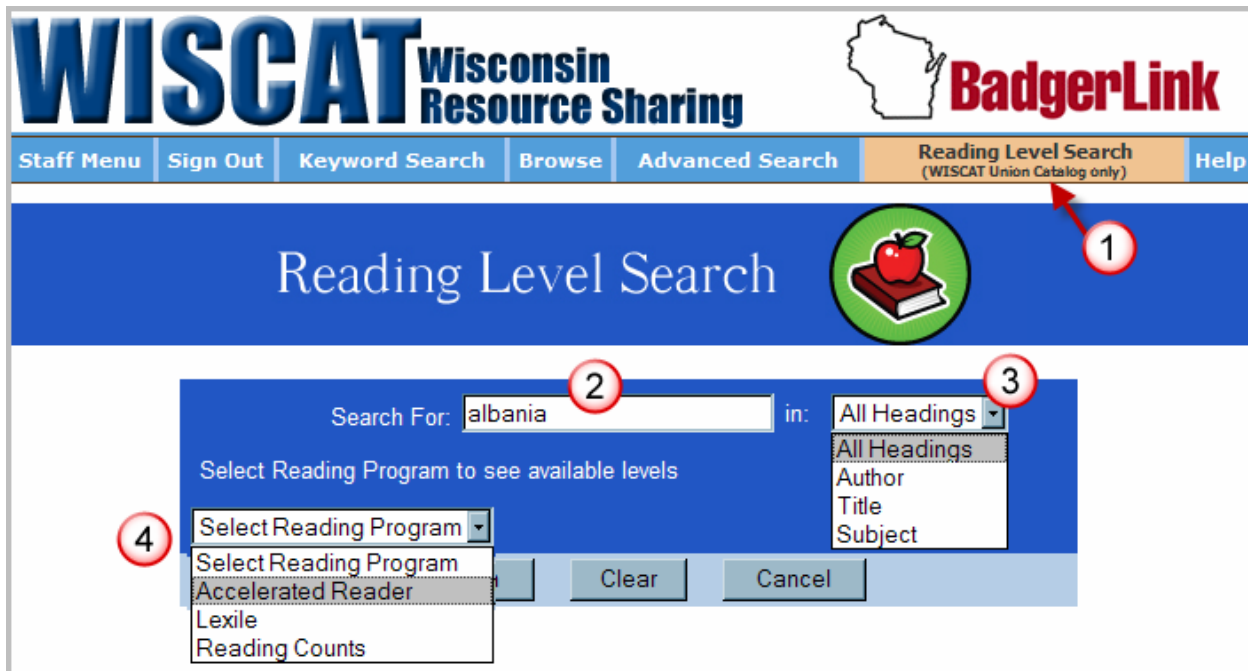
2109 South Stoughton Road Madison, WI 53716-2899

WISCAT Reading Level Search

Search the *WISCAT Union Catalog* for reading-level appropriate material based on Accelerated Reader, Lexile, or Reading Counts reading study programs.

Here's how it works:

- 1 Click on *Reading Level Search* tab to open the search
- 2 Enter keyword(s) in the *Search For* text box
- 3 Choose where to search for the keyword(s): All Headings, Author, Title, or Subject [All Headings searches for keywords in the Author, Title, and Subject]
- 4 Select a reading program in the dropdown menu



The screen will refresh, as shown below, to display the appropriate reading level parameter fields for the reading level program selected


- 5 Enter or select the desired values for reading level parameters
- 6 Click the Submit button to start the search

Accelerated Reader

Interest Level Use menu to select All, Lower, Middle, or Upper Grades

Reading Level Use menu to select All or a specific level; or use range text boxes to enter reading levels using the **##** format. You may enter any value from 0.9 to 11.9

Point Level Use menu to select All or a specific point level; or use range text boxes to enter point levels using the **##** format. You may enter any value from 0.5 to 19.0

Reading Level Search 

Search For: in:

Select Reading Program to see available levels


Select interest level: From To

Select reading level: OR Enter reading level range:

Select point level: OR Enter point level range:

Lexile

Lexile Level Use menu to select All or a specific level; or use range text boxes to enter Lexile levels using the **##** format. Be sure to enter a *valid* lexile in *each* text box

Reading Level Search 

Search For: in:


Select Reading Program to see available levels

Select LEXILE level: OR Enter a LEXILE range:

Reading Counts

Reading Level Use menu to select All or a specific level; or use range text boxes to enter reading levels using the **##** format.

Point Level Use menu to select All or a specific point level; or use range text boxes to enter point levels using the **##** format.

Reading Level Search 

Search For: in:

Select Reading Program to see available levels

Select reading level: OR Enter reading level range:

Select point level: OR Enter point level range:

Questions or comments may be emailed to vickie.long@dpi.wi.gov at the Reference and Loan Library