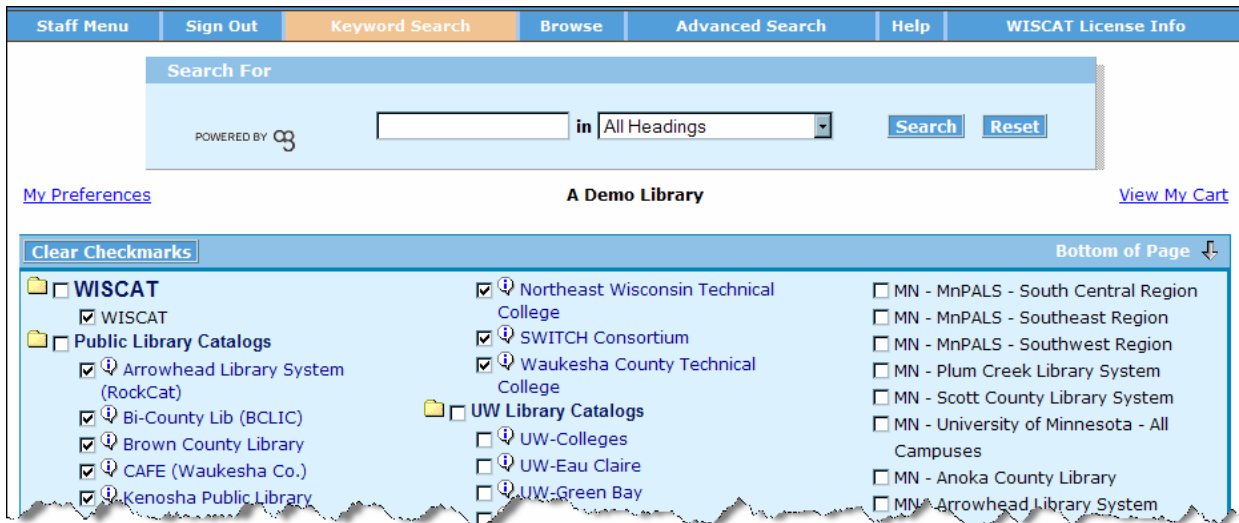


Add Z39.50 Catalogs to the WISCAT Search Resources

When new Z39.50 connections to library catalogs are configured for searching in WISCAT, it is sometimes necessary for a library to select them to display for staff and library users in their Resources menu. Following are instructions on how to accomplish this.



Resources Menu

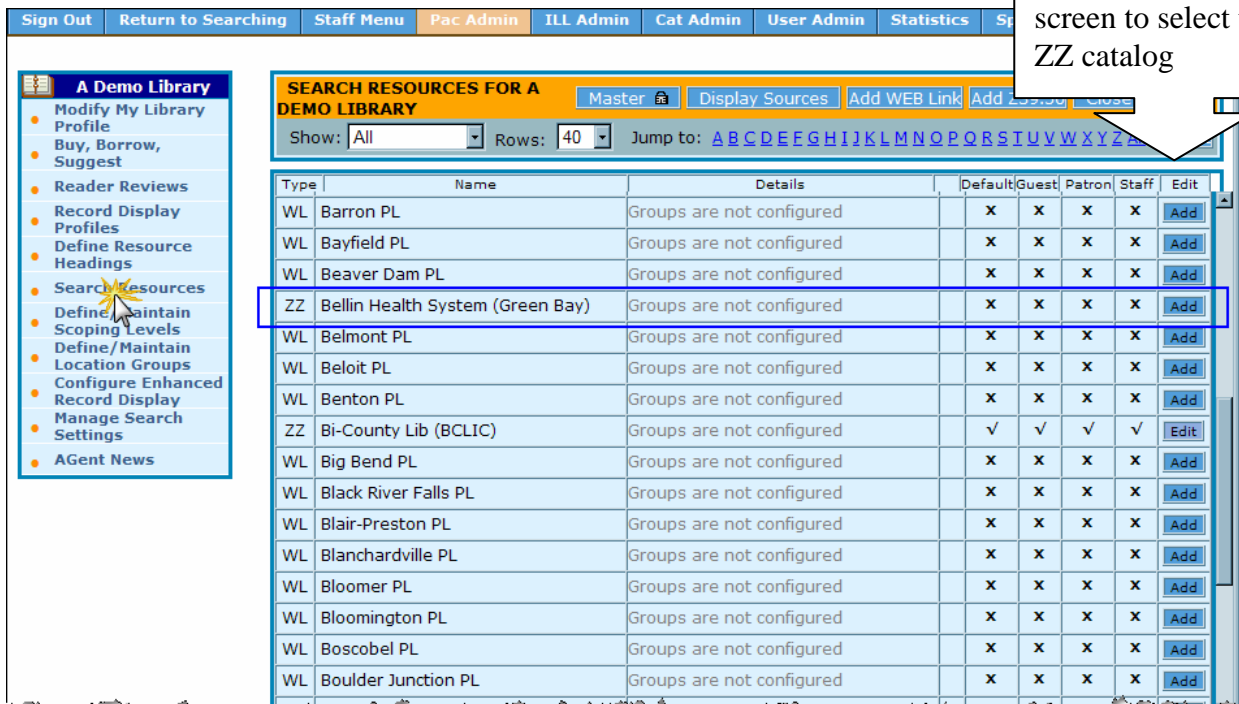
Log into WISCAT as staff

Click on Staff Menu to access the administrative modules

On the **PAC Admin** menu, click on **Search Resources**

On the Search Resources screen look in the *Type* column for any **ZZ** not having a checkmark in the *Default*, *Guest*, *Patron*, or *Staff* columns

Click on the **Add** button in the Edit column to open a screen to select the ZZ catalog



Do **NOT** select any WL *Type* libraries as these are not catalogs!
Also, ZZ resources with "Do Not Select" in the Name column are NOT searchable.

When the screen refreshes, the record specific to the Zcatalog selected will be shown. Check marks indicate this ZZ resource will now display for use by Guest users (public interface), Patron users (login required), and Staff users (login required). Add a check mark or remove a check mark by clicking your mouse cursor in the relevant box.

If desired, this Zcatalog can be set as a “Default resource” for every search conducted.

The screenshot shows the 'Bellin Health System (Green Bay)' configuration page. The top navigation bar includes 'Sign Out', 'Return to Searching', 'Staff Menu', 'Pac Admin', 'ILL Admin', 'Cat Admin', 'User Admin', 'Statistics', 'Splash Page Admin', and 'Help'. The left sidebar, titled 'A Demo Library', lists various administrative tasks. The main content area is divided into several sections: 'Z39.50 Configuration Information' (stating the resource is a Z39.50 resource), 'Define Guest User options' (with 'Guest User' checked), 'Define Patron User options' (with 'Patron User' checked and a 'New Group' input field), 'Define Staff User options' (with 'Staff User' checked and a 'New Group' input field), and 'Define resource headings' (with a checked box and a list of catalog folders including 'WISCAT', 'OCLC', 'Public Library Catalogs', 'Academic Library Catalogs (except UW)', 'UW Library Catalogs', 'Medical Library Catalogs', 'MINITEX Catalogs', and 'Other Resources'). At the bottom, there are 'Previous', 'Next', 'Submit', 'Reset', 'Close', and 'Help' buttons.

Remove this check mark at the top of the “Define resource headings” section and **assign** the ZZ catalog to the appropriate folder, in this case, by clicking a check mark into the box. for the Medical Library Catalogs folder.

Use the **Submit** button to make these changes take effect and be returned to the full list of Search Resources.

The Z39.50 catalog now displays in the Resources menu under its assigned folder.

WISCAT Wisconsin Resource Sharing **BadgerLink**

Staff Menu | Sign Out | **Keyword Search** | Browse | Advanced Search | Help | WISCAT License Info

Search For: in All Headings

My Preferences | **A Demo Library** | View My Cart

Clear Checkmarks | Bottom of Page ↓

- WISCAT**
 - WISCAT
- Public Library Catalogs**
 - Arrowhead Library System (RockCat)
 - Bi-County Lib (BCLIC)
 - Brown County Library
 - CAFE (Waukesha Co.)
 - Kenosha Public Library
 - M.O.R.E. Consortium
 - Menomonee Falls Public Library
 - Milwaukee County Library System
 - Northern Waters Lib Serv
 - OWLSNet
 - S.H.A.R.E. Consortium Catalog
 - Southwest Library Sys
 - Winding Rivers (WRLSWEB)
 - Winnefox Library System
 - Wisconsin Valley Library Service (V-Cat)
- Academic Library Catalogs (except UW)**
 - Chippewa Valley Tech
 - Edgewood College (Madison)
 - Fox Valley Technical College
 - Gateway Technical College
 - Lakeshore Technical College
 - Mid-State Technical College
 - Moraine Park Technical College
 - Nicolet College
 - Northcentral Technical College
- UW Library Catalogs**
 - Northeast Wisconsin Technical College
 - SWITCH Consortium
 - Waukesha County Technical College
 - UW-Colleges
 - UW-Eau Claire
 - UW-Green Bay
 - UW-LaCrosse
 - UW-Madison
 - UW-Milwaukee
 - UW-Oshkosh
 - UW-Parkside
 - UW-Platteville
 - UW-River Falls
 - UW-Stevens Point
 - UW-Stout
 - UW-Superior
 - UW-Whitewater
- Medical Library Catalogs**
 - Bellin Health System (Green Bay)
 - Mercy Medical Center Library (Oshkosh)
 - St. Elizabeth Hospital (Appleton)
- MINITEX Catalogs**
 - MN - Hennepin County Library
 - MN - MnPALS
 - MN - MnPALS - Central Lakes Region
- MN - MnPALS - Metropolitan Region
- MN - MnPALS - South Central Region
- MN - MnPALS - Southeast Region
- MN - MnPALS - Southwest Region
- MN - Plum Creek Library System
- MN - Scott County Library System
- MN - University of Minnesota - All Campuses
- MN - Anoka County Library
- MN - Arrowhead Library System
- MN - Carver County Library
- MN - Cooperating Libraries in Consortium (CLIC)
- MN - Duluth Public Library
- MN - East Central Regional Library
- MN - Great River Regional Library
- MN - Minneapolis Public Library
- MN - Pioneerland Library Systems
- MN - Ramsey County Library
- MN - Rochester Public Library
- MN - Saint Paul Public Library
- MN - Southeastern Libraries Cooperating (SELCO)
- MN - Traverse des Sioux Library System
- MN - Viking Library System
- MN - Washington County Library

Search | Reset | Clear Checkmarks | Top of Page ↑

How to create new folder headings:

On the **PAC Admin** menu click on **Define Resource Headings**

Sign Out | Return to Searching | Staff Menu | **Pac Admin** | ILL Admin | Cat Admin | Statistics | Splash Page Admin | Help

Adams HS

- Modify My Library Profile
- Record Display Profiles
- Define Resource Headings**
- Search Resources
- Define/Maintain Scoping Levels
- Define/Maintain Location Groups
- About AGen
- AGent News

HEADINGS FOR: ADAMS HS

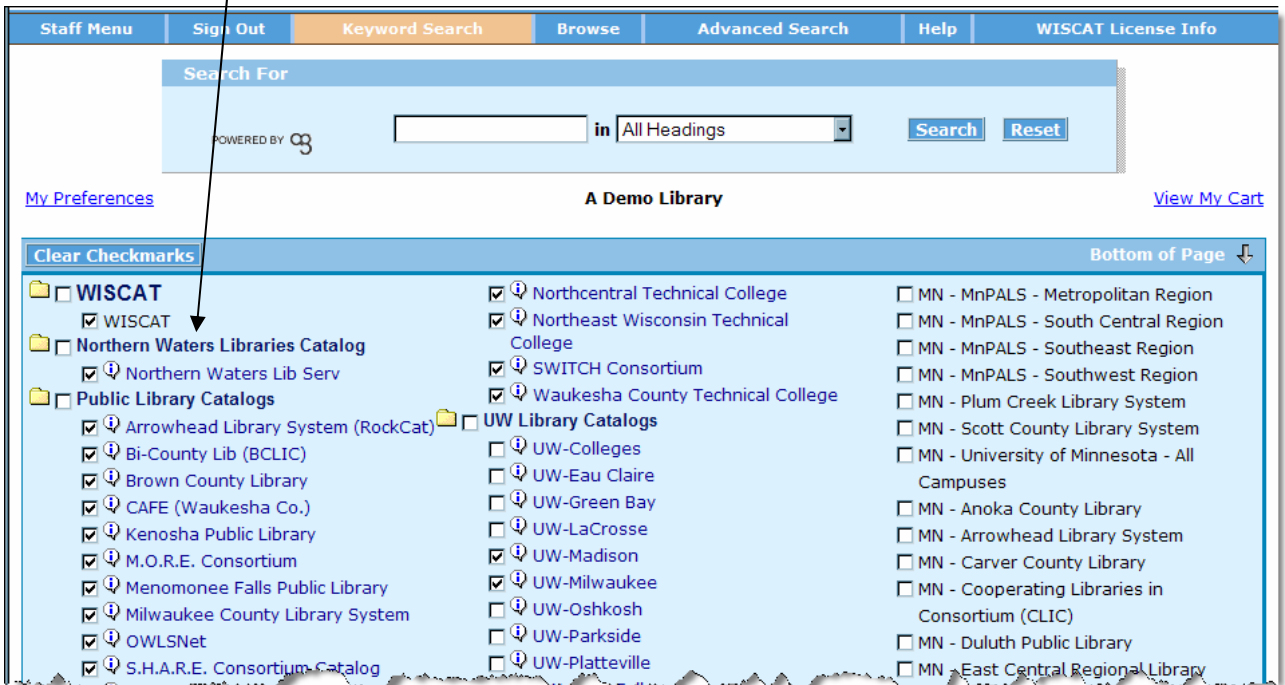
Add A New Heading		Order
<input type="text" value="Northern Waters Libraries Cat"/>		<input type="text" value="2"/>
Headings		Order
<input type="text" value="<h3>WISCAT"/>		<input type="text" value="1"/>
<input type="text" value="Other Wisconsin Catalogs"/>		<input type="text" value="2"/>
<input type="text" value="MINITEX Catalogs"/>		<input type="text" value="3"/>
<input type="text" value="Other Resources"/>		<input type="text" value="4"/>

Type the position number into the **Order** textbox that the heading should appear in the Resources menu on the Keyword and Advanced Search screens. If re-ordering existing folder headings on the menu, highlight the relevant Order number and type the new position number.

Click on **Submit**.



When at least one ZZ catalog is assigned to a folder heading, the folder will display in the Resources menu on the Keyword or Advanced Search screens.



Using My Favorite Resources to Alter the Default Resources Selected

- In a Patron's user account the individual clicks on the User Menu, on My Account, and then on **My Favorite Resources**
- In a Staff user account, click on Staff Menu to access the administrative modules, then on the Staff Menu click on My Account, and then on **My Favorite Resources**

Check mark the search resources desired to *always* be selected (by default) for searching, and then click Submit.

The screenshot shows the 'My Favorite Resources' page. The navigation menu on the left includes: Sign Out, My Account, My Search History, **My Favorite Resources** (circled in red), My Preferences, Display/Hide Resources, Enter My Passwords, Search Library Information, About AAgent, AAgent News, Documentation, and Application Guide. The main content area is titled 'My Favorite Resources' and contains a list of search resources with checkboxes. The resources are organized into folders: WISCAT, Northern Waters Libraries Catalog, and Other Wisconsin Catalogs. A red circle highlights the 'My Favorite Resources' menu item, and a red arrow points from the text above to the 'Submit' button in the top right of the main area.

My Favorite Resources		
<input type="checkbox"/> WISCAT	<input type="checkbox"/> Milwaukee County Library System	<input type="checkbox"/> UW-Platteville
<input checked="" type="checkbox"/> Northern Waters Libraries Catalog	<input type="checkbox"/> Moraine Park Technical College	<input type="checkbox"/> UW-River Falls
<input checked="" type="checkbox"/> Northern Waters Lib Serv	<input type="checkbox"/> Northcentral Technical College	<input type="checkbox"/> UW-Stevens Point
<input type="checkbox"/> Other Wisconsin Catalogs	<input type="checkbox"/> Northeast Wisconsin Technical College	<input type="checkbox"/> UW-Stout
<input type="checkbox"/> Bi-County Library Collection (BCLIC)	<input type="checkbox"/> S.H.A.R.E. Consortium	<input type="checkbox"/> UW-Superior
<input type="checkbox"/> Edgewood College (Madison)	<input type="checkbox"/> SWITCH Consortium	<input type="checkbox"/> UW-Whitewater
<input type="checkbox"/> Fox Valley Technical College	<input type="checkbox"/> UW-Eau Claire	<input type="checkbox"/> Waukesha County Technical College
<input type="checkbox"/> Gateway Technical College	<input type="checkbox"/> UW-Green Bay	<input type="checkbox"/> MORE Consortium
<input type="checkbox"/> Janesville Public Library	<input type="checkbox"/> UW-La Crosse	<input type="checkbox"/> MINITEX Catalogs
<input type="checkbox"/> Kenosha Public Library	<input type="checkbox"/> UW-Madison	<input type="checkbox"/> Minneapolis Public Library
<input type="checkbox"/> Lakeshore Technical College (Cleveland)	<input type="checkbox"/> UW-Milwaukee	<input type="checkbox"/> Other Resources
<input type="checkbox"/> Marquette University	<input type="checkbox"/> UW-Oshkosh	<input type="checkbox"/> Library of Congress
<input type="checkbox"/> Menomonee Falls Public Library	<input type="checkbox"/> UW-Parkside	
<input type="checkbox"/> Mid-State Technical College		